

BLOCKHEAD

MODULAR CONCRETE BLOCK RESTROOMS

DSA Pre-Approved



Virtually Indestructible!

Integrated foundation slab of 7" steel reinforced concrete

Minimizes Maintenance Cost

- Faster & more thorough wash down
- Sloped floors with convenient floor drains
- Non-absorbency chemical used to seal concrete & reduce odors

Increased Life-Span

- No complex floor structure to deteriorate
- Seamless deck eliminates moisture penetration

Faster Installation

- Slab allows for building to be 99% complete upon arrival on site reducing completion time to hours vs. weeks
- Decreased site work minimizes site disruption
- Building can be placed directly on ground with minimal site preparation

Concrete and Steel Reinforced Block Exterior Walls

- Split face concrete block looks great and is virtually indestructible
- Various decorative low maintenance concrete exterior finishes available
- Exterior surface sealed to reduce maintenance and vandalism damage
- Choice of interior paint or epoxy finishes to seal and protect block

Stainless steel wall mounted fixtures

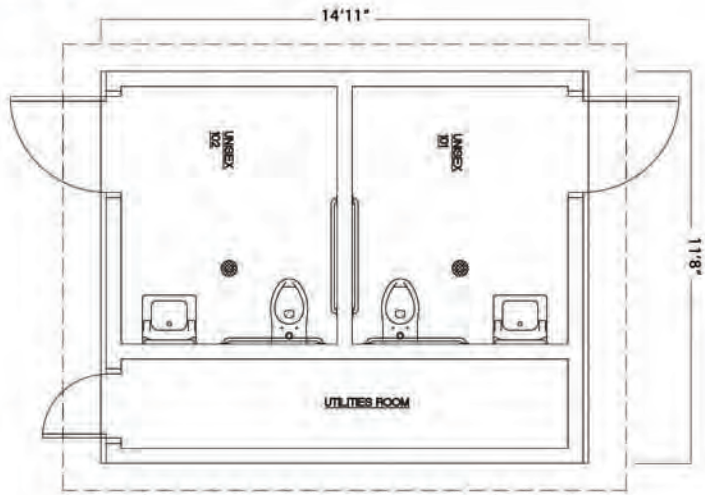
- Heavy gauge stainless steel sink and Blowout Jet toilet are extremely durable
- Toilet flush valve provides superior flushing pressure but consumes only 1.6 gal
- No exposed fasteners on plumbing fixtures for superior corrosion and theft resistance
- Fixtures designed for easy cleaning and wall mount design facilitates wash down
- Valuable plumbing apparatus contained within secure utility chase to prevent damage

Meets DSA, ADA and Title 24 Code Compliance

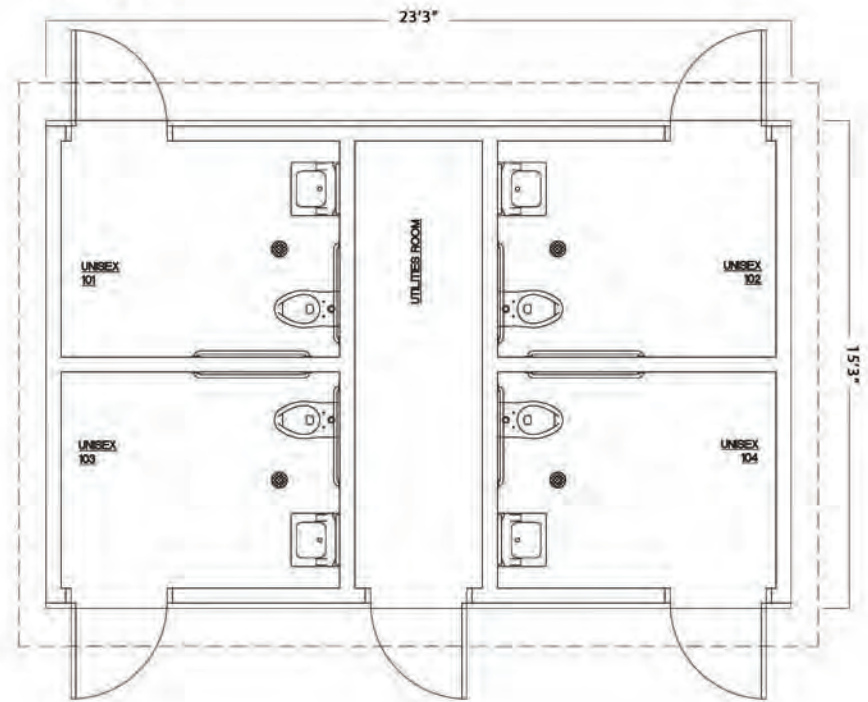
DSA PC #: 04-111241

IMPACT CONSTRUCTION

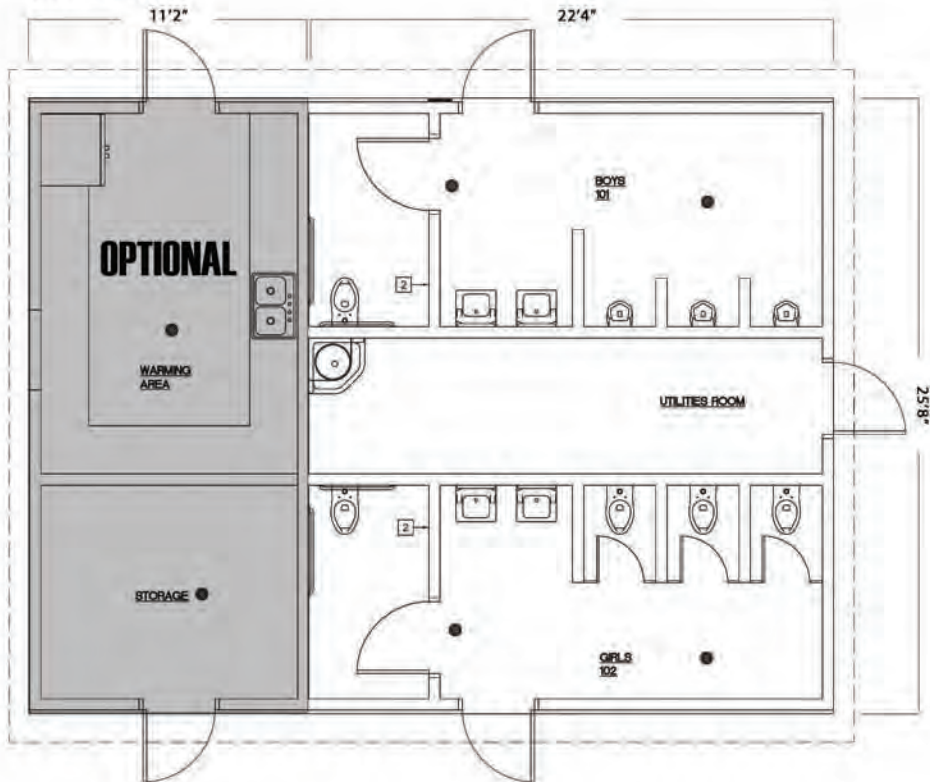
MODEL A



MODEL B



MODEL C



IMPACT CONSTRUCTION

450 Commerce Ave.
Atwater, CA 95301
Phone: 209-382-6633